



Summary Feedback

ST1 – ST4 Teaching Programme 2025

FRCR 2B Exam Practice Viva (Session 87)

DKT Masterclass: Cardiothoracic Radiology for FRCR 2B

(23rd January 2025)

Delivered By:

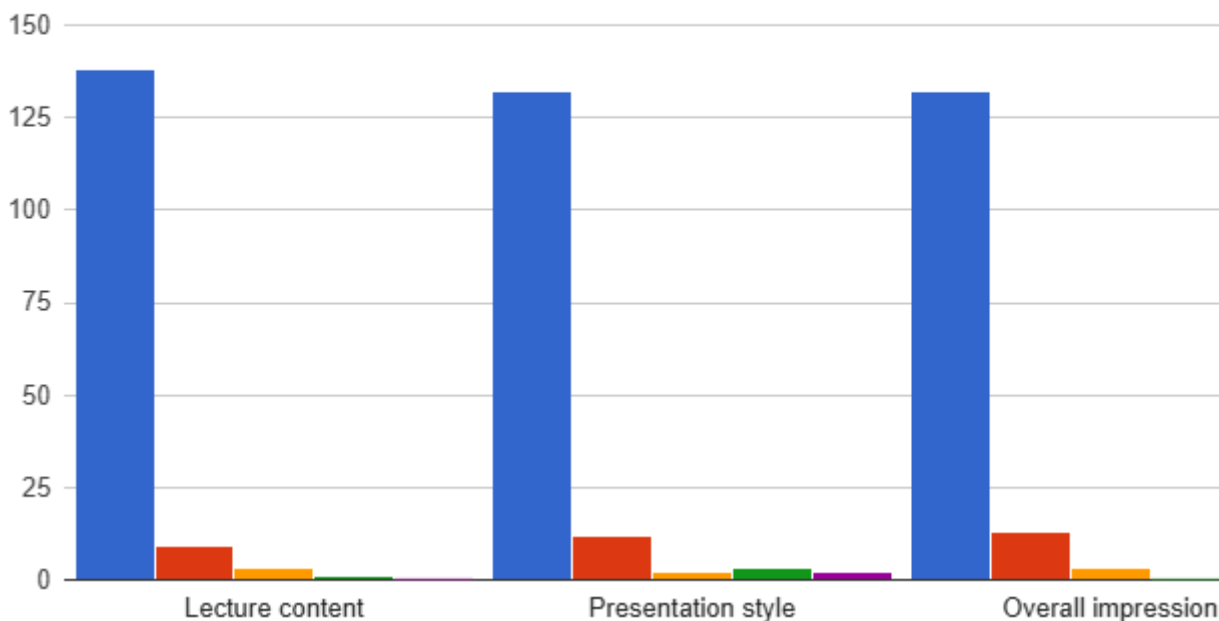
(Kashif Ashraf)

Summary Points:

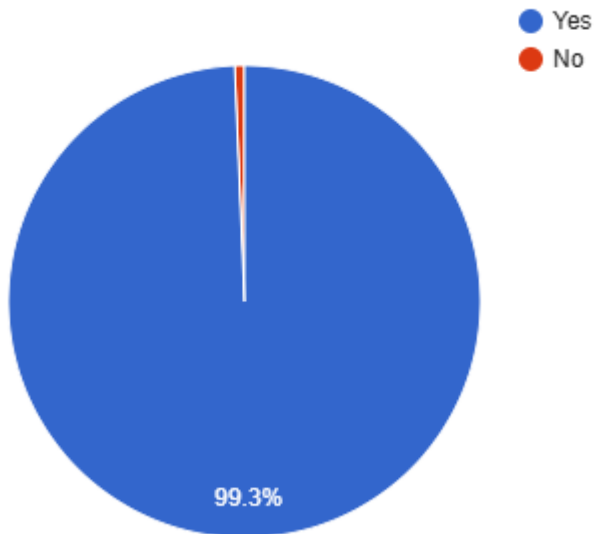
- ST1-ST4 teaching programme 2025 – FRCR 2B Practice Viva Session 87: 2 hours teaching time
- Total Attendees: 418 from 33 Countries (Algeria, Argentina, Australia, Bahrain, Bangladesh, Canada, Dominica, Egypt, Ethiopia, Ghana, India, Indonesia, Iraq, Jordan, Kenya, Libya, Malaysia, Netherlands, Nigeria, Norway, Oman, Pakistan, Qatar, Saudi Arabia, South Africa, Sri Lanka, Sudan, Türkiye, UAE, UK, Yemen, Zambia, Zimbabwe).
- Total feedback received from 151 participants

Please rate the following aspects of the session

Excellent Very good Good Satisfactory Poor



Did you find it useful
151 responses



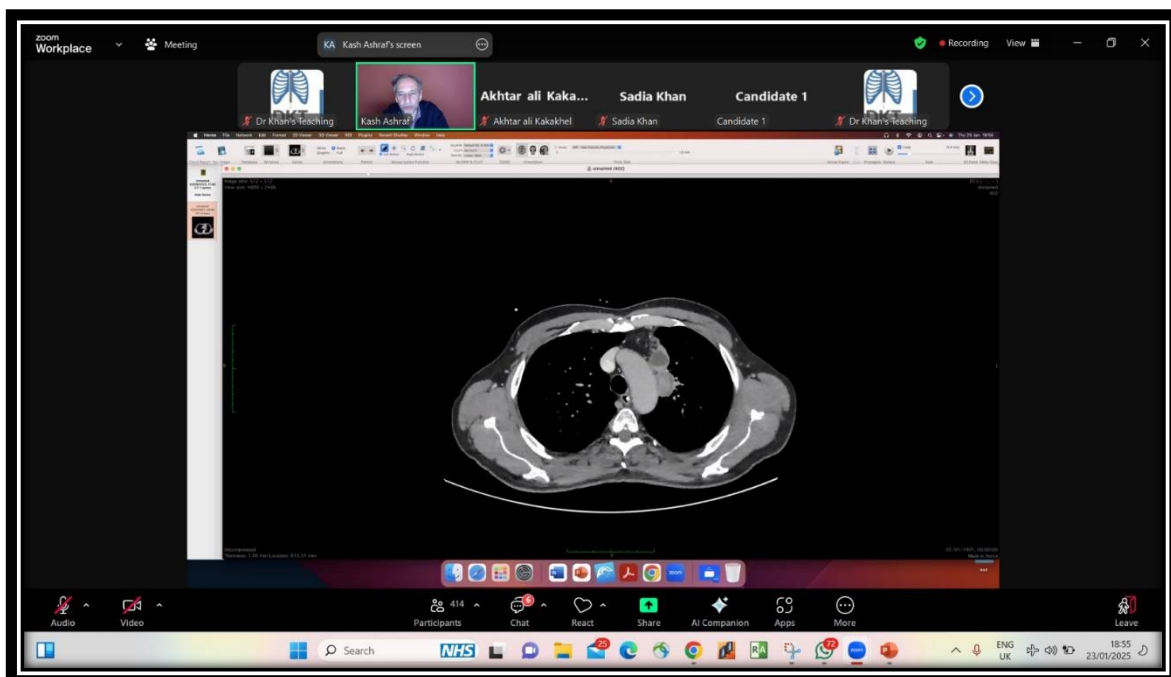
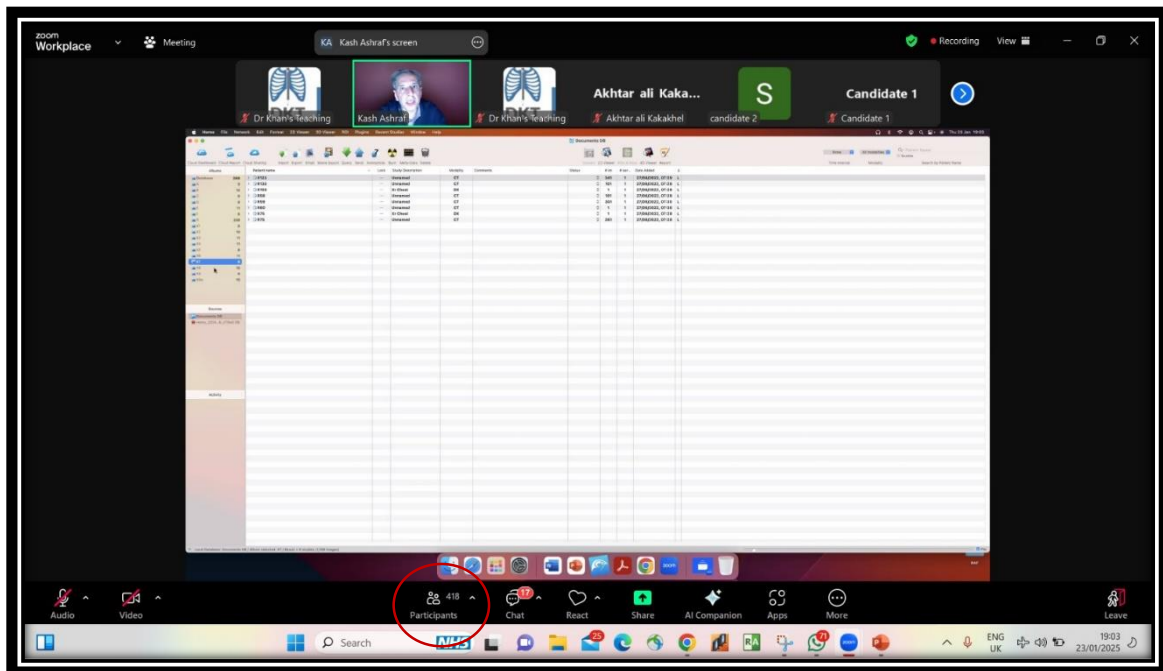
Testimonials

- The examiner is very good in taking a viva as they make you feel comfortable to speak, and anxiety goes away. A very healthy platform to practice and give a viva. Wishing all the best for the whole DKT team (Pakistan).
- Good explanations and a good range of cases. Good feedback to the candidates, to tell them what they could have done better. Gives advice on how to phrase things and phrases to avoid (UK).
- Good case mix and plain films, which are always the most difficult in exams and in real practice (South Africa).
- The lecture was very informative; I like the discussion after each case (UK).
- Discussion, super-selected cases, mimicking exam situations, and examiner feedback were useful (Egypt).
- Good session, with many interesting cases covering a wide range of topics (UK).
- Amazing and rare cases with useful tips (Sudan).
- Excellent session. Knowledgeable teacher with succinct points on distinguishing pathologies and giving a range of ddx (UK).
- Great lecture with very interesting cases. Thank you so much (Egypt).
- Great presenter. Great cases. Thank you (UK).
- Diversity of cases, Dr. Ashraf's great notes, and showing every finding by pointing it out with a mouse were useful (Egypt).
- Variert of cases were excellent. The examiner was calm and neutral (Norway).
- Clear and concise explanations were useful. Good variety of cases (India).
- Some of the cases were very unusual and helpful (UK).
- All cases are amazing (Egypt).
- Tips given for better evaluation of certain pathology, like to use brain window to pick up PE were useful (India).
- Summarizing each case and exam terminology was very useful. Good tips (Norway).

- Very nice session. We want more cardiac MRI sessions (Saudi Arabia).
- Thank you for a great session (Sudan).
- Good lesson for revising cardiothoracic radiology (Türkiye).
- Variability of cases was useful (Saudi Arabia).
- Excellent demonstration of cases with worthy discussion (Pakistan).
- Good exam cases (Egypt).
- Good variety of cases (Malaysia).
- Interesting cases (South Africa).
- Good choice of cases (Kenya).
- The whole lecture was useful (Yemen).
- Good collection of cases (Pakistan).
- Case presentation was most useful (UK).
- It was perfect (UAE).
- Very nice and difficult teaching cases (Pakistan).
- Cases were excellent (Saudi Arabia).
- The lecture content and showing new cases were useful (Pakistan).
- Very nice cases (India).
- Variety of cardiothoracic cases, with a range of short and long ones, were useful (UK).
- It was a perfect session (Pakistan).
- All of it was very useful & highly valuable (Egypt).
- Cases were nice (Netherlands).
- Selection of cases was useful. Well selected (Saudi Arabia).
- Nice cases, good exam tips (Pakistan).
- Nice inputs about cases (Maldives).
- Great cases (Libya).
- Useful and refreshing cases (Oman).
- Amazing teaching and cases (Iraq).
- All the cases were useful (Pakistan).
- Great case selection with pertinent points in each case (Nigeria).
- Good selection of cases and explanations (UK).
- Very interesting cases with mind-provoking findings (Pakistan).
- Nice session (UK).
- Very grateful to all of you (Egypt).
- Its interactive nature was most useful (Pakistan).
- Great cases, great breadth, very thorough (UK).
- Very helpful lecture (UK).
- Very good session (UK).
- Unmissable (India).
- Nice time-bound session (Pakistan).
- Very nice cases and patient teaching (India).
- Wide range of cases were shown and thoroughly explained (Pakistan).
- Woow (Egypt).
- Absolutely fantastic session (India).
- Very comprehensive lecturer (Pakistan).
- Very good (UK).
- Excellent session (Egypt).
- Informative (Sudan).

FRCR 2B Exam Practice Viva (Session 87) - DKT Masterclass: Cardiothoracic Radiology for FRCR 2B

- Nice cases, good teaching points (Pakistan).
- Excellent cases, thank you very much (UK).
- Excellent lecture and cases (India).
- Wonderful session (Pakistan).



====XX=====XX=====